

# Quick Facts

## Illinois Crash Information 2004

### Large Trucks\*

The size and weight of large commercial trucks compared to passenger cars make motor vehicle crashes involving trucks a particular concern for passenger safety.

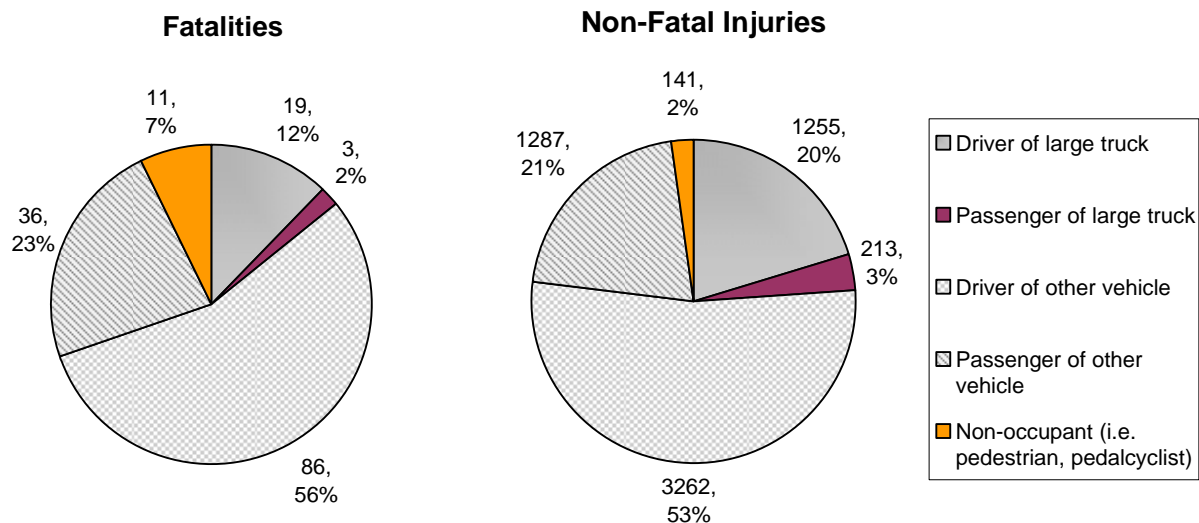
	All Crashes	Crashes Involving One or More Large Trucks
<b>Crashes:</b>	433,035	28,221
<b>Fatal Crashes:</b>	1,224	135
<b>Injury Crashes:</b>	83,924	4,399
<b>Total People Involved:</b>	1,008,936 <sup>a</sup>	63,080 <sup>a</sup>
<b>Total Fatalities:</b>	1,355 <sup>a</sup>	155 <sup>a</sup>
<b>Total Non-Fatal Injuries:</b>	121,404 <sup>a</sup>	6,158 <sup>a</sup>

<sup>a</sup>Totals include occupants and non-occupants; e.g. 1,008,936 total people = 999,641 occupants + 9,295 non-occupants

Just 28,221 (6.5%) of all 433,035 crashes that occurred in Illinois in 2004 involved large trucks, yet these crashes accounted for 155 (11.4%) of all 1,355 traffic fatalities.

### Population Affected

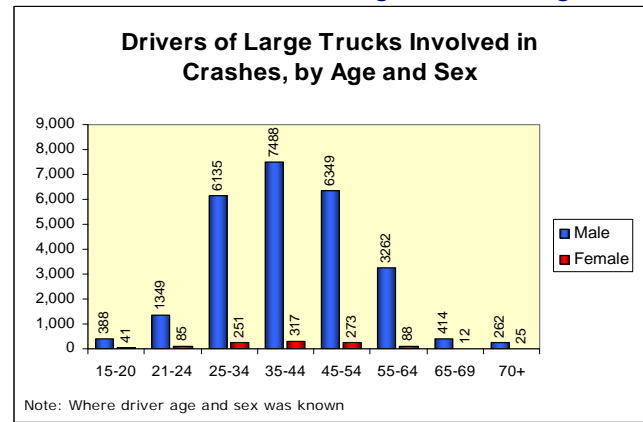
The majority of the fatalities (133 of 155, or 85.8%) and non-fatal injuries (4,690 of 6,158, or 76.2%) that occurred in crashes involving large trucks were among occupants—drivers and passengers—of the other vehicle(s) involved in these crashes, not among occupants of the large trucks themselves.



\* Large trucks are defined as single-unit trucks and truck tractors with or without trailing units

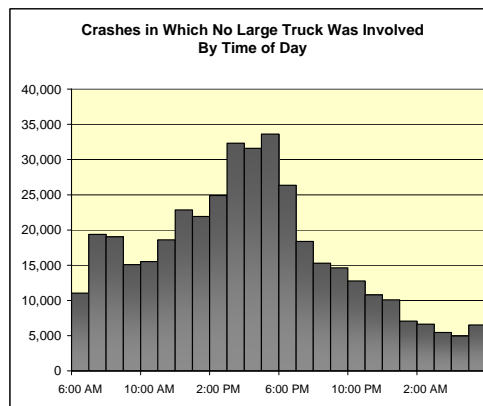
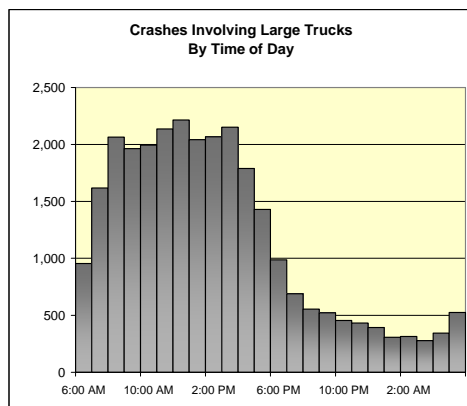
## Driver Demographics

- 26,156 (95.9%) of all 27,282 drivers of large trucks involved in crashes in Illinois in 2004 were male<sup>†</sup>
- 20,830 (77.8%) of all 26,760 drivers of large trucks were aged 25 to 54<sup>‡</sup>



## Lighting Conditions and Time of Day

- 22,205 (78.7%) of all 28,221 crashes involving large trucks took place in daylight
- 23,377 (82.8%) of all 28,221 crashes involving large trucks took place in clear weather
- Crashes involving large trucks were more likely to take place between 7:00 AM and 6:00 PM than other crashes:



## Road Use and Geographic Facts

- 24,913 (88.3%) of all 28,221 crashes involving large trucks took place on roads or highways that were classified as "urban" use
- 16,239 (57.5%) of all 28,221 crashes involving large trucks took place in Cook County
  - In comparison, Cook County accounts for just 31.9% of the average vehicle miles traveled in Illinois<sup>§</sup>

	Crashes Involving One or More Large Trucks n (%)	Crashes Involving No Large Truck n (%)
<b>Chicago</b>	9,130 (32.4%)	118,029 (29.2%)
<b>Suburban Cook County</b>	7,109 (25.2%)	83,322 (20.6%)
<b>Chicago Collar Counties</b>	5,517 (19.5%)	79,970 (19.8%)
<b>Rest of State - Urban</b>	3,275 (11.6%)	62,530 (15.4%)
<b>Rest of State - Rural</b>	3,190 (11.3%)	60,963 (15.1%)

Note: Counties were stratified according to criteria defined by the Behavioral Risk Factor Surveillance System for the Illinois Department of Public Health

<sup>†</sup> Where driver sex was known

<sup>‡</sup> Where driver age was known

<sup>§</sup> Source: Illinois Travel Statistics 2004, Illinois Department of Transportation