

Quick Facts

Illinois Crash Information 2003

Large Trucks*

The size and weight of large commercial trucks compared to passenger cars make motor vehicle crashes involving trucks a particular concern for passenger safety.

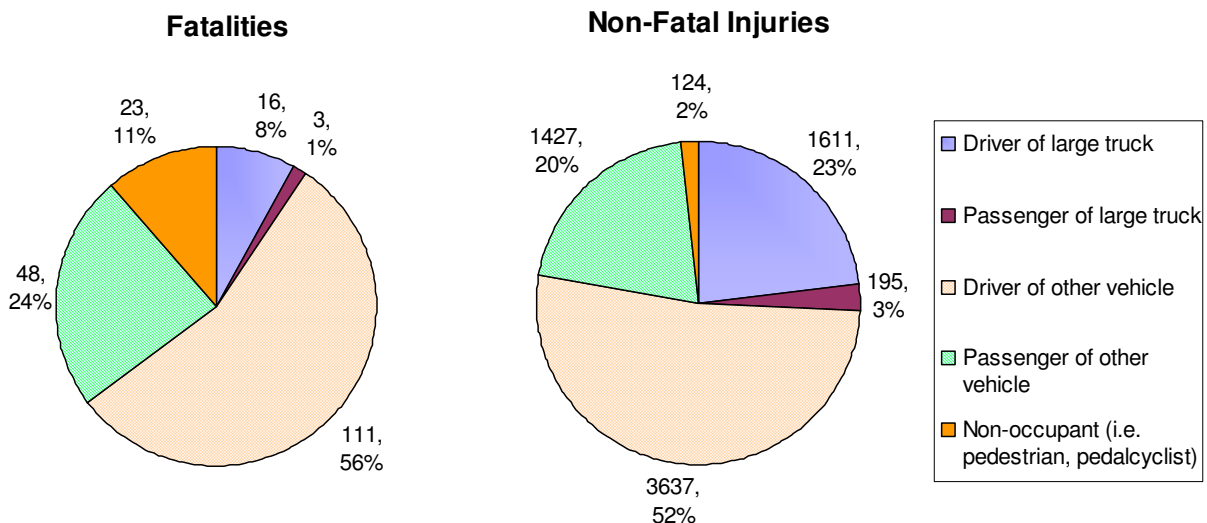
	<u>All Crashes</u>	<u>Crashes Involving One or More Large Trucks</u>
Crashes:	437,289	29,582
Fatal Crashes:	1,308	169
Injury Crashes:	88,585	4,788
Total People Involved:	989,697 ^b	63,913 ^b
Total Fatalities:	1,454 ^b	201 ^b
Total Non-Fatal Injuries:	131,279 ^b	6,994 ^b

^aTotals include occupants and non-occupants; e.g. 989,697 total people = 980,219 occupants + 9,478 non-occupants

Just 29,582 (6.8%) of all 437,289 crashes that occurred in Illinois in 2003 involved large trucks, yet these crashes accounted for 201 (13.8%) of all 1,454 traffic fatalities.

Population Affected

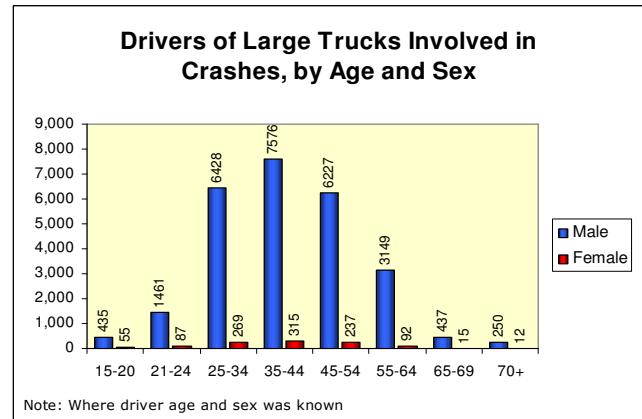
The majority of the fatalities (159 of 201, or 79%) and non-fatal injuries (5,042 of 6,994, or 72%) that occurred in crashes involving large trucks were among occupants—drivers and passengers—of the other vehicle(s) involved in these crashes, not among occupants of the large trucks themselves.



* Large trucks are defined as single-unit trucks and truck tractors with or without trailing units

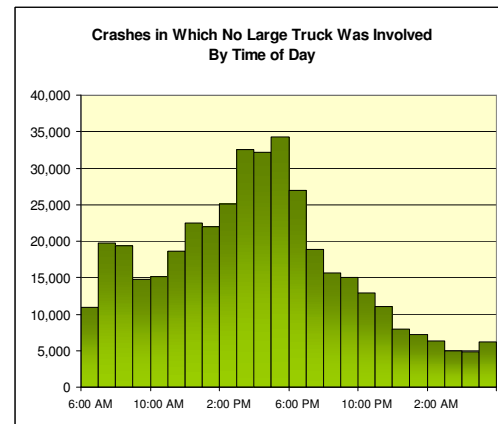
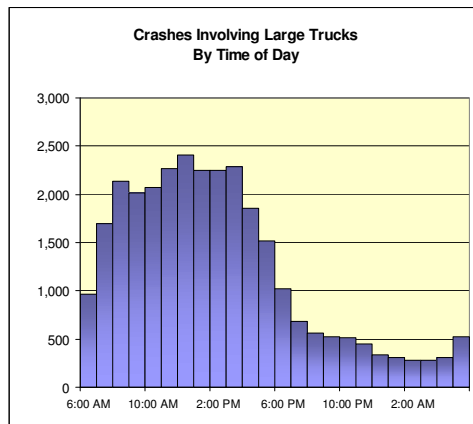
Driver Demographics

- 26,008 (96.0%) of all 27,097 drivers of large trucks involved in crashes in Illinois in 2003 were male[†]
- 21,052 (77.8%) of all 27,045 drivers of large trucks were aged 25 to 54[‡]
- 11,689 (42.8%) of all 27,299 drivers of large trucks were residents of the county where the crash occurred and 18,946 (69.4%) were residents of Illinois[§]



Lighting Conditions and Time of Day

- Where lighting conditions were known, 23,670 (80.3%) of all 29,480 crashes involving large trucks took place in daylight.
- Where weather conditions were known, 24,868 (85.0%) of all 29,257 crashes involving large trucks took place in clear weather.
- Crashes involving large trucks were more likely to take place between 7:00 AM and 6:00 PM than other crashes:



Road Use and Geographic Facts

- 25,990 (87.9%) of all 29,582 crashes involving large trucks took place on roads or highways that were classified as "urban" use
- 17,009 (57.5%) of all 29,582 crashes involving large trucks took place in Cook County
 - In comparison, Cook County accounts for just 31.8% of the average vehicle miles traveled in Illinois^{**}

	Crashes Involving One or More Large Trucks n (%)	Crashes Involving No Large Truck n (%)
Chicago	9,718 (32.9%)	120,708 (29.6%)
Suburban Cook County	7,291 (24.6%)	83,002 (20.4%)
Chicago Collar Counties	5,716 (19.3%)	79,103 (19.4%)
Rest of State - Urban	3,334 (11.3%)	63,562 (15.6%)
Rest of State - Rural	3,523 (11.9%)	61,332 (15.0%)

Note: Counties were stratified according to criteria defined by the Behavioral Risk Factor Surveillance System for the Illinois Department of Public Health

[†] Where driver sex was known

[‡] Where driver age was known

[§] Where driver's residence was known

^{**} Source: Illinois Travel Statistics 2003, Illinois Department of Transportation